

Second Quarter 2017 Investor Presentation

This presentation was prepared exclusively for the benefit and use of Business Development Corporation of America ("BDCA") investors to whom it is directly addressed and delivered and does not carry any right of publication or disclosure, in whole or in part, to any other party. This presentation is for discussion purposes only. Neither this presentation nor any of its contents may be distributed or used for any other purpose without the prior written consent of BDCA Adviser, LLC ("BDCA Adviser") and is incomplete without reference to, and should be viewed in conjunction with, the oral briefing provided by BDCA Adviser. BDCA Adviser is an affiliate of Benefit Street Partners L.L.C. ("Benefit Street" or "BSP").

The sole purpose of this presentation is to provide investors with an update on BDCA. The description of certain aspects of BDCA herein is a condensed summary only. This summary does not purport to be complete and no obligation to update or otherwise revise such information is being assumed. This summary is not an offer to sell securities and is not soliciting an offer to buy securities in any jurisdiction where the offer or sale is not permitted. This summary is not advice, a recommendation or an offer to enter into any transaction with BDCA or any of their affiliated funds.

The following slides contain summaries of certain financial information about BDCA. The information contained in this presentation is summary information that is intended to be considered in the context of our SEC filings and other public announcements that we may make, by press release or otherwise, from time to time. We undertake no duty or obligation to publicly update or revise the information contained in this presentation. In addition, information related to past performance, while helpful as an evaluative tool, is not necessarily indicative of future results, the achievement of which cannot be assured. You should not view the past performance of BDCA, or information about the market, as indicative of BDCA's future results.

The information contained herein will be superseded by, and is qualified in its entirety by reference to, the BDCA's Annual Report and Form 10-K, which will contain information about the investment objective, terms and conditions of an investment in BDCA. Investors should consider the investment objectives, risks, and charges and expenses of BDCA carefully before investing. BDCA's Annual Report and Form 10-K contain this and other information about the investment company. You may obtain a copy of the most recent Annual Report by calling 844-785-4393 and/or visiting www.bdcofamerica.com.

There is no guarantee that any of the estimates, targets or projections illustrated in this summary will be achieved. Any references herein to any of BDCA's past or present investments, portfolio characteristics, or performance, have been provided for illustrative purposes only. It should not be assumed that these investments were or will be profitable or that any future investments will be profitable or will equal the performance of these investments. There can be no guarantee that the investment objective of BDCA will be achieved. Any investment entails a risk of loss. An investor could lose all or substantially all of his or her investment. Please refer to BDCA's Annual Report on Form 10-K for a more complete list of risk factors. There can be no assurances that future dividends will match or exceed historic ones, or that they will be made at all. It should not be assumed that investments made in the future will be profitable or will equal the performance of investments in this document. Net returns give effect to all fees and expenses. Unless otherwise noted, information included herein is presented as of the date indicated on the cover page and may change at any time without notice. BDCA is subject to certain significant risks relating to its business and investment objective. For more detailed information on risks relating to BDCA, see the latest Form 10-K and subsequent quarterly reports filed on Form 10-Q.

An affiliate of Benefit Street acquired BDCA Adviser on November 1, 2016. Notwithstanding the acquisition, BDCA Adviser will remain the adviser of BDCA. The investments, portfolio characteristics and performance shown for periods prior to this date are for investments, portfolio characteristics and performance achieved by BDCA Adviser prior to this acquisition. Following the acquisition, all of the members of the investment committee with respect to BDCA changed and while nearly all employees have remained associated with BDCA Adviser as employees of Benefit Street, none of these persons remain on the investment committee following the acquisition. As a result, there is no guarantee that the current investment committee would have made similar investments or achieved similar portfolio characteristics or performance as that shown herein.

AUM refers to the assets under management for funds and separately managed accounts managed by Providence Equity Partners L.L.C., Providence Equity Capital Markets L.L.C. ("PECM"), Benefit Street and Merganser Capital Management, LLC (collectively, "Providence"). For private debt funds and other drawdown funds and separately managed accounts, AUM generally represents the sum of the total investments at fair value plus available capital (undrawn commitments plus distributions subject to recall). For hedge funds and non-drawdown funds and separately managed accounts, AUM represents the NAV (net asset value) of each fund or separately managed account. For CLOs, AUM represents the total amount of the debt tranches and subordinated notes (equity) at closing. For long-only liquid accounts, AUM represents the gross asset value of the investments managed by Providence. AUM amounts are unaudited. Certain amounts are preliminary and remain subject to change.

Benefit Street's private debt/opportunistic credit strategy refers to certain accounts that invest in an opportunistic private debt strategy and are managed by Benefit Street or PECM. BDCA has different investment restrictions, risk tolerances, tax approaches, leverage limitations, regulatory and fund structures than that of the accounts comprising the private debt strategy and was invested under different market conditions than the funds and separately managed accounts comprising the private debt strategy, and as such, the performance and portfolio characteristics of the accounts comprising these strategies should not be considered indicative of BDCA's prospects.

Certain information contained herein (including financial information) has been obtained from published sources. Such information has not been independently verified by BDCA, Benefit Street or their affiliates and BDCA, Benefit Street and their affiliates make no representations concerning and do not assume responsibility for the accuracy of such information. Except where otherwise indicated herein, the information provided herein is based on matters as they exist as of the date of preparation and not as of any future date, and will not be updated or otherwise revised to reflect information that subsequently becomes available, or circumstances existing or changes occurring after the date hereof.

The information contained herein is not intended to provide, and should not be relied upon for, accounting, legal, ERISA or tax advice or investment recommendations. Investors should also seek advice from their own independent tax, accounting, financial, ERISA, investment and legal advisors to properly assess the merits and risks associated with their investment in light of their own financial condition and other circumstances.

Forward Looking Statements and Risk Factors

This presentation contains "forward looking statements" that are subject to risks and uncertainties. Actual outcomes and results could differ materially from those suggested by this presentation due to the impact of many factors beyond the control of BDCA, including those listed in the "Risk Factors" section of our filings with the Securities and Exchange Commission ("SEC"). Any such forward-looking statements are made pursuant to the safe harbor provisions available under applicable securities laws and BDCA assumes no obligation to update or revise any such forward looking statements. BDCA has based these forward-looking statements on its current expectations and projections about future events. BDCA believes that the expectations and assumptions that have been made with respect to these forward-looking statements are reasonable. However, such expectations and assumptions may prove to be incorrect. A number of factors could lead to results that may differ from those expressed or implied by the forward-looking statements. Given this level of uncertainty, investors should not place undue reliance on any forward-looking statements.



Richard J. Byrne

Chief Executive Officer and President of BDCA

Richard Byrne is President of Benefit Street Partners and is based in our New York office. Mr. Byrne is also Chief Executive Officer and Chairman of Benefit Street Partners Realty Trust, Inc. Prior to joining BSP in 2013, Mr. Byrne was Chief Executive Officer of Deutsche Bank Securities Inc. He was also the Global Head of Capital Markets at Deutsche Bank as well as a member of the Global Banking Executive Committee and the Global Markets Executive Committee. Before joining Deutsche Bank, Mr. Byrne was Global Co-Head of the Leveraged Finance Group and Global Head of Credit Research at Merrill Lynch. He was also a perennially top-ranked credit analyst. Mr. Byrne earned a Masters of Business Administration from the Kellogg School of Management at Northwestern University and a Bachelor of Arts from Binghamton University.



Corinne D. Pankovcin

Chief Financial Officer and Treasurer of BDCA

Ms. Pankovcin has served as Chief Financial Officer and Treasurer of BDCA since December 2015. Prior to joining BDCA, Ms. Pankovcin was the Chief Financial Officer and Treasurer of BlackRock Capital Investment Corporation (formerly, BlackRock Kelso Capital Corporation) (NASDAQ: BKCC), an externally-managed business development company, and a Managing Director of Finance at BlackRock Investment Management LLC from January 2011 until August 2015. Prior to that, Ms. Pankovcin was a senior member of Finance & Accounting of Alternative Investments and served as Chief Financial Officer for the Emerging Markets products group at PineBridge Investments (formerly AIG Investments). Ms. Pankovcin earned her B.S. in Business Administration, with honors, from Dowling College and her M.B.A from Hofstra University. She is a Certified Public Accountant.

Executive Summary

Section I Overview of Adviser

Section II Overview of BDCA

Section III 2Q17 Financial Update

Section IV Strategic Initiatives

- BDCA made \$372 million of new investments in Q2 2017.
- Net Investment Income was \$0.15 per share or \$26.7 million in Q2 2017 vs. \$0.15 per share or \$26.8 million in Q1 2017.
- NAV was \$8.38 per share at 6/30/17 vs. \$8.52 per share at 3/31/17 .
- BDCA was invested in 146 portfolio companies at 6/30/17, as compared to 138 portfolio companies at 3/31/17.
- Leverage was 0.66x (0.60x net) at 6/30/17 vs. 0.62x (0.53x net) at 3/31/17 .
- During Q2 2017 we amended and extended our Wells Fargo Credit Facility.
- Seven portfolio company investments were on non-accrual as of 6/30/17 vs. six portfolio company investments as of 3/31/17.
- In July 2017, the board of directors amended the annual distribution to \$0.65 per share commencing with the August 1st payment. The previous annual distribution was \$0.868 per share.

Section I - Overview of Adviser and Benefit Street Partners L.L.C. (“Benefit Street” or “BSP”)

Section I - Overview of Adviser: BSP Overview



BSP is a leading credit-focused alternative asset management firm with over \$22 billion in assets under management¹	
Assets / Committed Capital Under Management	\$22 billion ¹
Investment Record	8 years ²
Dedicated Investment Professionals	90+ investment professionals
Offices	New York, Charlotte, Houston, Providence
Investment Strategies	Private Debt /Opportunistic Credit Long-Short Credit Long-Only Credit Commercial Real Estate Debt Special Situations
Partnership with Providence Equity Partners L.L.C.	Providence Equity Partners L.L.C. is a leading global private equity firm with a combined \$50+ billion in assets under management ³

Notes:

1 AUM refers to the assets under management for all credit funds and separately managed accounts managed by BSP and its affiliates. AUM amounts are as July 31, 2017 and are unaudited.

2 BSP's credit business began in 2008 with the launch of Providence Equity Capital Markets L.L.C. ("PECM"), an affiliated adviser. BSP launched in 2011.

3 Includes assets under management (AUM) of affiliate businesses: Providence Equity Partners L.L.C., Merganser Capital Management, LLC, PECM, BSP and BDCA Adviser, LLC. AUM amounts are as July 31, 2017 and are unaudited.

Section I - Overview of Adviser: BSP Platform

BSP senior management team has worked together for 30 years

BDCA Officers:

Richard Byrne, Chief Executive Officer and President

Corinne Pankovcin, Chief Financial Officer and Treasurer

Leor Avigdor, Corporate Secretary

BSP Senior Management Team:

Thomas Gahan, CEO

Michael Paasche, Senior Managing Director

Blair Faulstich, Portfolio Manager, Private Debt

Additional Investment Team:

- 90+ investment professionals with extensive credit experience¹



Significant experience in debt financing through multiple business cycles and across the capital structure including: high yield, leveraged loans, private debt, liquid credit, structured credit and real estate

Extensive networks and expertise across numerous sectors; Direct origination and research capabilities

Established, high-quality institutional infrastructure to support all credit activities

Seek to achieve downside protection through lien protection, capital structure priority, covenants, default penalties, call protection and change of control rights

Note: Views expressed are those of BSP.

1 As of June 2017.

Section I - Overview of Adviser: BSP Private Debt Overview



<p>1 Direct Sourcing Model with Emphasis on Non-Competitive Lending</p>	<ul style="list-style-type: none"> ▪ Dedicated 22-person private debt origination team focused on proprietary deal flow ▪ Access to additional investment professionals to bolster proprietary sourcing infrastructure ▪ Prioritize “strategic” non-competitive lending, which can lead to enhanced returns and terms ▪ Targeting a balanced portfolio of sponsor and non-sponsor investments
<p>2 Flexible Approach to Providing Capital</p>	<ul style="list-style-type: none"> ▪ Flexibility to underwrite credits across the capital structure, from 1st lien term loans to junior debt with a current focus on senior secured investments ▪ BSP views itself as a “one-stop shop” for borrowers ▪ Ability to invest opportunistically in investments which are deemed attractive from a risk-reward perspective
<p>3 Focus on Structuring & Downside Protection</p>	<ul style="list-style-type: none"> ▪ Current focus on first lien senior secured investments ▪ ~50%-60% average Loan to Value across private debt portfolios ▪ Hands-on approach to negotiating bespoke covenants
<p>4 Proven Fund Track Record</p>	<ul style="list-style-type: none"> ▪ Strong investment performance at BSP’s three flagship private debt funds which has allowed us to cultivate institutional investors ▪ Low historical default rate ▪ Invested over \$10 billion of private debt capital since inception¹

Note: PAST PERFORMANCE IS NOT NECESSARILY INDICATIVE OF FUTURE RESULTS. ANY INVESTMENT INVOLVES SIGNIFICANT RISK, INCLUDING LOSS OF THE ENTIRE INVESTMENT.

Views expressed are those of BSP.

1 Private debt invested capital includes capital invested by BSP, BDCA, and PECM

Section II – Overview of BDCA

- Focused on lending to middle market businesses, primarily in the US
- 3 primary objectives¹:
 - Preserve and protect capital;
 - Provide attractive and stable cash distributions; and
 - Generate capital appreciation, where possible

BDCA Seeks to Provide:

**Capital
Preservation**

**Monthly
Cash
Distributions**

**Capital
Appreciation**

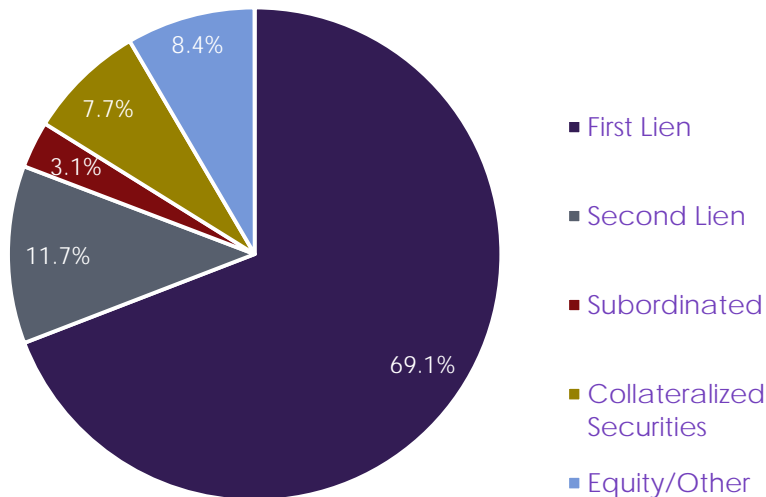
Note:

¹ There is no guarantee these objectives will be met.

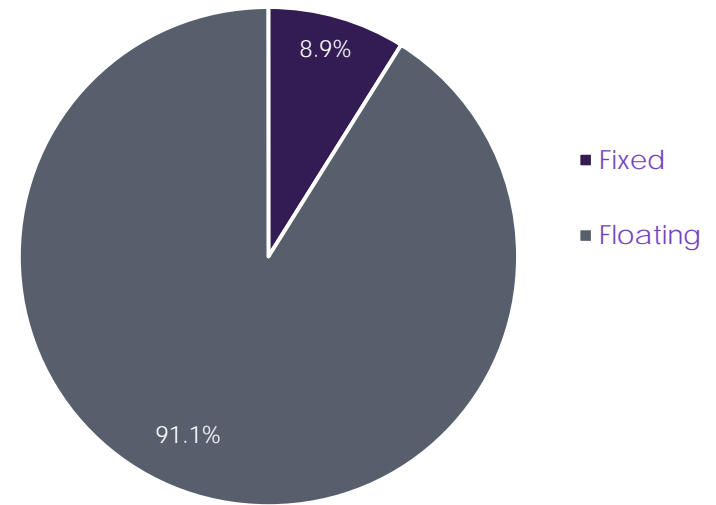
Section II – Overview of BDCA: Portfolio Snapshot

- 146 Portfolio Companies
- \$2.6 Billion in Total Assets
- 9.2% Weighted Average Current Yield¹
- 80.8% Senior Secured
- 91.1% Floating Rate

Security Mix



Fixed vs. Floating

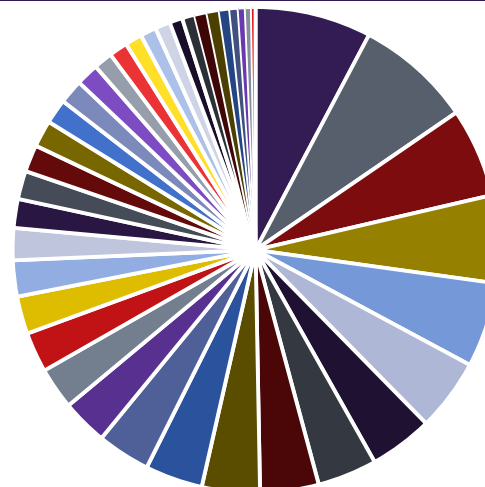


Source: SEC filings as of 8/10/2017. **PAST PERFORMANCE IS NOT NECESSARILY INDICATIVE OF FUTURE RESULTS. ANY INVESTMENT INVOLVES SIGNIFICANT RISK, INCLUDING LOSS OF THE ENTIRE INVESTMENT.** Views expressed are those of BSP.

¹ Based on fair value and includes annual contractual interest rate and amortization of discounts and fees; excludes equity and fair value of non-accrual investments.

Section II – Overview of BDCA: Industry Diversification

Industry	% of Portfolio
Aerospace & Defense	7.7%
CLO Investments, Diversified	7.7%
Hotels, Restaurants & Leisure	5.9%
Business Services	5.8%
Diversified Consumer Services	5.6%
Fund Investments	4.8%
Diversified Telecommunication Services	4.2%
Health Care Providers & Services	4.0%
Technology	3.9%
Health Care	3.9%
Top 10 Industries	53.5%
Remaining Portfolio	46.5%
Total Portfolio	100.0%



- Aerospace & Defense
- Hotels, Restaurants & Leisure
- Diversified Consumer Services
- Diversified Telecommunication Services
- Technology
- Media
- Internet Software & Services
- Food Products
- Professional Services
- Energy Equipment & Services
- Metals & Mining
- Consumer Finance
- Auto Components
- Gaming/Lodging
- Specialty Retail
- Automobiles
- Containers & Packaging
- Life Sciences Tools & Services
- Health Care Technology
- Textiles, Apparel & Luxury Goods
- Diversified Investment Vehicles
- Business Services
- Fund Investment
- Health Care Providers & Services
- Health Care
- Commercial Services & Supplies
- Real Estate Management & Development
- Chemicals
- IT Services
- Software
- Healthcare
- Electronic Equipment, Instruments & Components
- Communications Equipment
- Transportation Infrastructure
- Diversified Financial Services
- Insurance
- Building Products
- Distributors
- Machinery

Source: SEC filings as of 8/10/2017.

Section II – Overview of BDCA: Portfolio Activity



(\$ in millions, where applicable)

	2Q 2017	1Q 2017
New Investments at Cost	\$ 371.7	\$ 172.9
Proceeds from Sales, Repayments and Other Exits	\$ (279.0)	\$ (202.8)
Net Investment Activity	\$ 92.7	\$ (29.9)
Average Size of New Investments ¹	\$ 15.4	\$ 10.0
Number of New Investments ¹	13	8
Weighted Average Yield on New Investments ²	7.5%	7.8%
New Investments by Security Type at Cost:		
First Lien Senior Secured Debt	86.6%	81.7%
Second Lien Senior Secured Debt	13.4%	0.0%
Equity / Other	0.0%	18.3%

Source: SEC filings as of 8/10/2017.

¹ Excludes follow-on investments; based on cost.

² Based on fair value and includes annual contractual interest rate and amortization of discounts and fees; excludes equity and fair value of non-accrual investments.

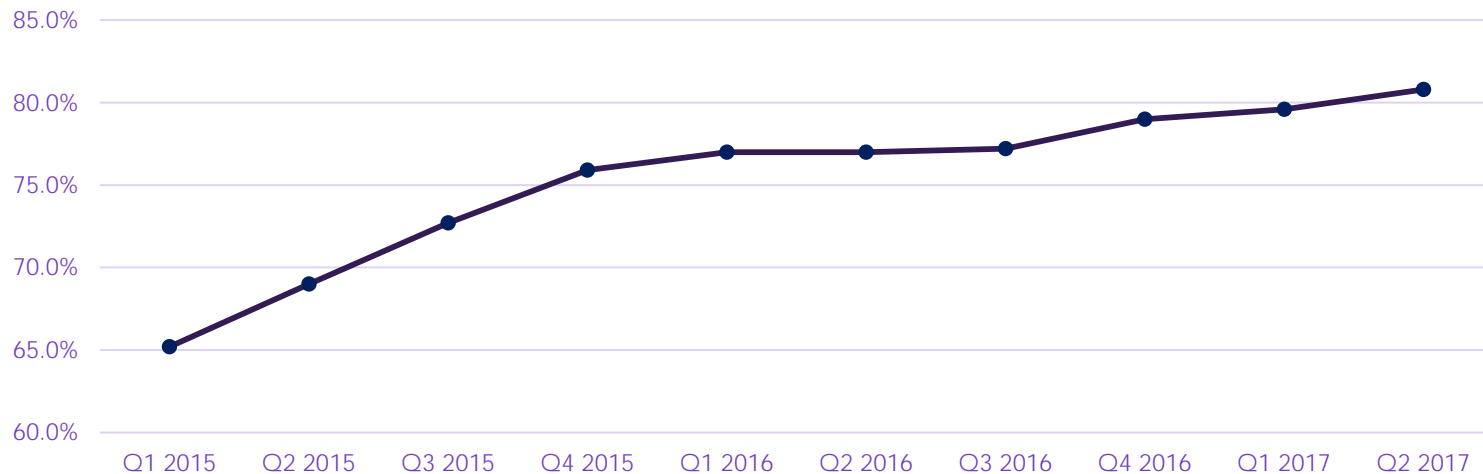
PAST PERFORMANCE IS NOT NECESSARILY INDICATIVE OF FUTURE RESULTS. ANY INVESTMENT INVOLVES SIGNIFICANT RISK, INCLUDING LOSS OF THE ENTIRE INVESTMENT.

Section II – Overview of BDCA: Portfolio Composition

BDCA portfolio has moved up the capital structure with 80.8% of the portfolio in senior secured investments

Security	Q2 2016	Q3 2016	Q4 2016	Q1 2017	Q2 2017
First Lien	64.9%	64.8%	68.1%	68.3%	69.1%
Second Lien	<u>12.1%</u>	<u>12.4%</u>	<u>10.9%</u>	<u>11.3%</u>	<u>11.7%</u>
Subtotal Senior Secured Investments	77.0%	77.2%	79.0%	79.6%	80.8%
Subordinated	3.8%	3.7%	3.4%	3.4%	3.1%
Collateralized Securities	10.6%	10.9%	10.4%	8.9%	7.7%
Equity / Other	8.6%	8.2%	7.2%	8.1%	8.4%

Senior Secured as % of Total Investments

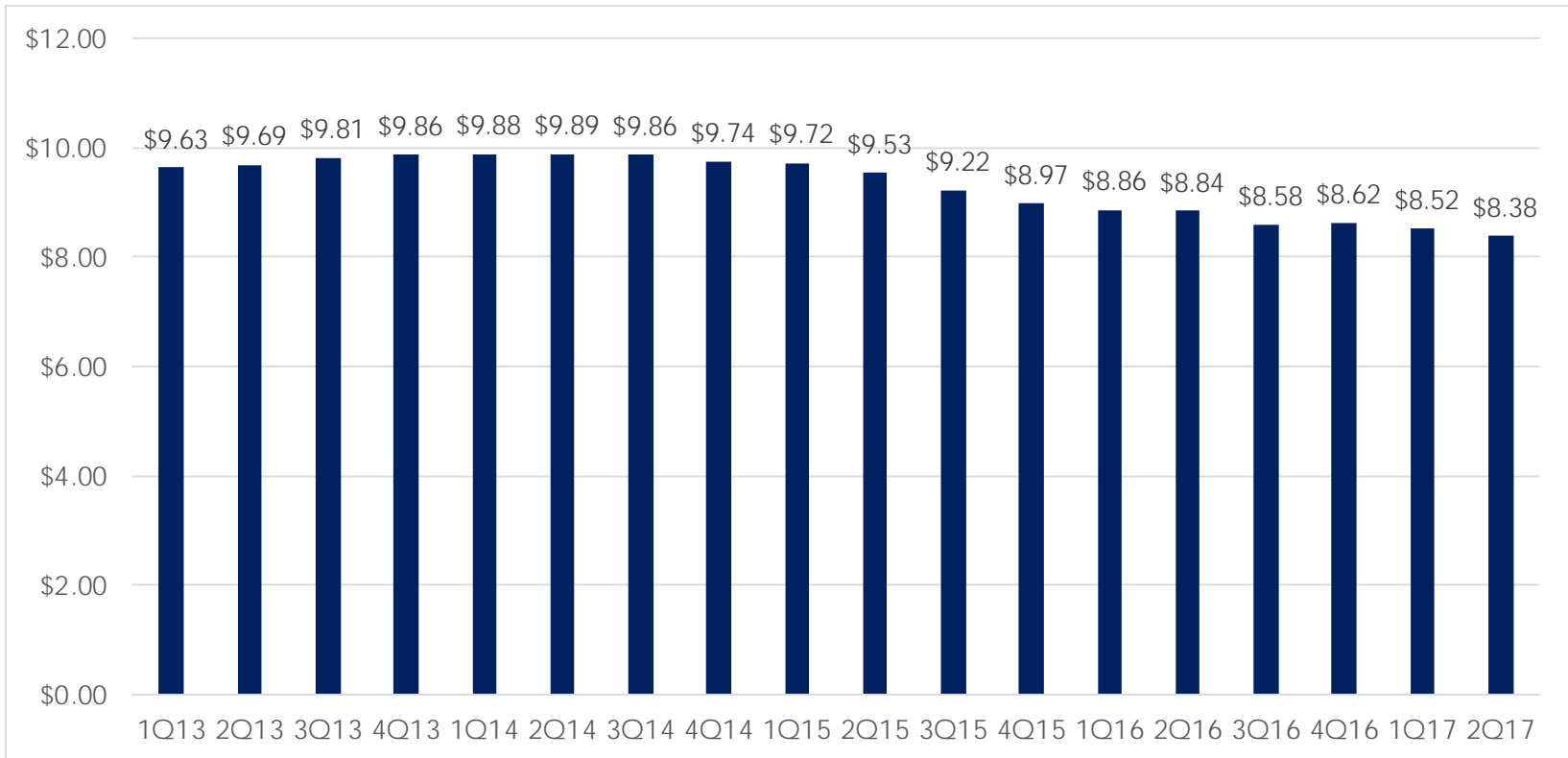


Source: SEC filings as of 08/10/2017; percentages based on fair value.

Section II – Overview of BDCA: Net Asset Value Per Share



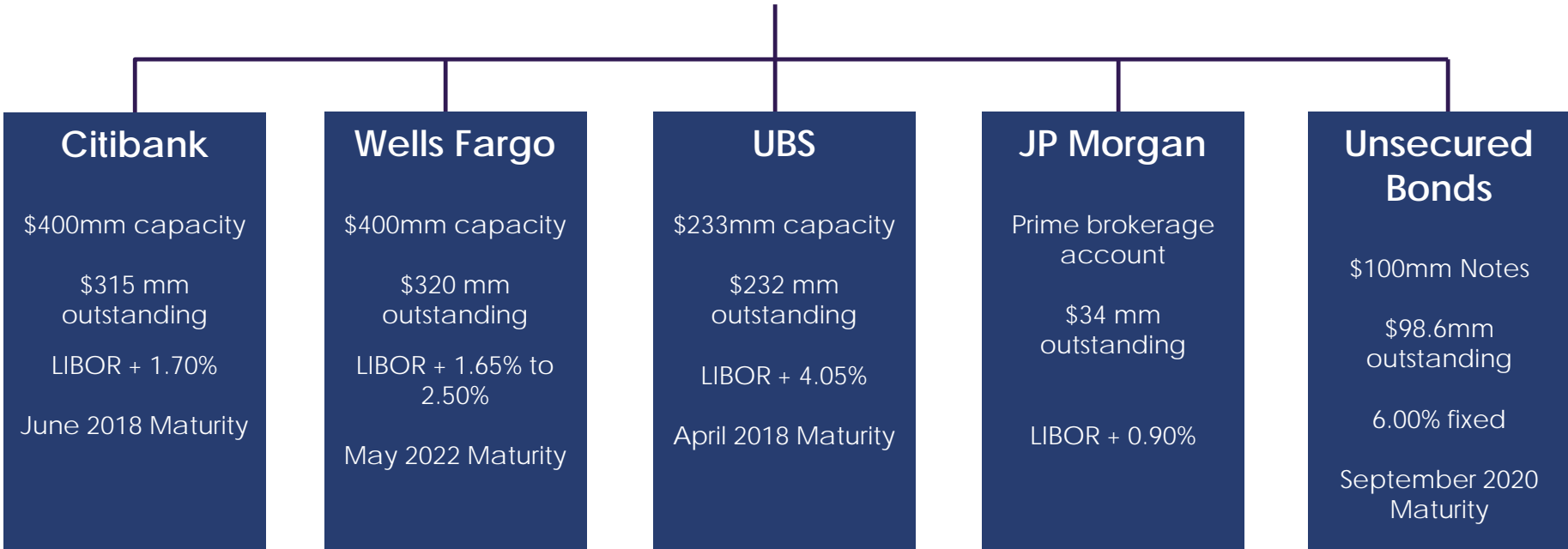
Net Asset Value Per Share



Source: SEC filings as of 8/10/2017

PAST PERFORMANCE IS NOT NECESSARILY INDICATIVE OF FUTURE RESULTS. ANY INVESTMENT INVOLVES SIGNIFICANT RISK, INCLUDING LOSS OF THE ENTIRE INVESTMENT.

Outstanding Debt



- During Q2 2017 we amended and extended our Wells Fargo Credit Facility. Improving the advance rate to 75% from 70%, improving funded spread to L+165 from L+175, and extending the maturity to May 2022.

Source: SEC filings as of 8/10/2017.

Section II – Overview of BDCA: Board and Management Team



BDCA Board of Directors

Richard J. Byrne
Chief Executive Officer

Lee S. Hillman
Independent Director

Ronald J. Kramer
Independent Director

Leslie D. Michelson
Independent Director

Randolph C. Read
Independent Director

Edward G. Rendell
Independent Director

Dennis M. Schaney
Independent Director

BDCA Officers

Richard J. Byrne
*Chief Executive Officer and
President*

Corinne D. Pankovcin
*Chief Financial Officer and
Treasurer*

Guy F. Talarico
*Chief Compliance
Officer*

Leor P. Avigdor
Corporate Secretary

Investment Committee

Tom Gahan
*Chief Executive Officer,
BSP*

Michael Paasche,
*Senior Managing Director,
BSP*

Blair Faulstich
*Managing Director, Private
Debt Portfolio Manager*

 **New
Independent
Director**

Section III – Q2 2017 Financial Update

Section III – 2Q17 Financial Update: Financial Highlights—Quarter



(\$'s in thousands, where applicable)

	3 months ended June 30, 2017	3 months ended March 31, 2017	3 months ended December 31, 2016	3 months ended September 30, 2016	3 months ended June 30, 2016
Net Asset Value	\$ 1,512,874	\$ 1,522,104	\$ 1,526,913	\$ 1,553,049	\$ 1,583,061
Net Asset Value, per share	\$ 8.38	\$ 8.52	\$ 8.62	\$ 8.58	\$ 8.84
Net Investment Income	\$ 26,690	\$ 26,770	\$ 27,229	\$ 31,560	\$ 27,659
Net Investment Income, per share	\$ 0.15	\$ 0.15	\$ 0.15	\$ 0.18	\$ 0.15
Dividend	\$ 38,910	\$ 38,176	\$ 39,876	\$ 39,341	\$ 38,569
Dividend, per share	\$ 0.22	\$ 0.21	\$ 0.22	\$ 0.22	\$ 0.22
Debt	\$ 1,000,188	\$ 942,958	\$ 910,484	\$ 849,890	\$ 911,861
Debt/Equity Ratio ⁽¹⁾	0.66x	0.62x	0.60x	0.55x	0.57x
Net Debt	\$ 908,312	\$ 810,437	\$ 790,941	\$ 626,638	\$ 706,427
Net Debt/Equity Ratio ⁽²⁾	0.60x	0.53x	0.52x	0.40x	0.45x
Fair Value of Investments	\$ 2,442,299	\$ 2,359,225	\$ 2,394,083	\$ 2,196,537	\$ 2,317,336
Number of Portfolio Companies	146	138	135	124	128
Investments Originated by BSP	\$ 841,267	\$ 469,574	\$ 296,700		
% of Investments	34.4%	19.9%	12.4%		

Source: SEC filings as of 8/10/2017. **PAST PERFORMANCE IS NOT NECESSARILY INDICATIVE OF FUTURE RESULTS. ANY INVESTMENT INVOLVES SIGNIFICANT RISK, INCLUDING LOSS OF THE ENTIRE INVESTMENT.**

1 Debt to Equity is calculated as total debt, excluding other liabilities, over Net Asset Value at the end of the period.

2 Net Debt is calculated as total debt, less cash, less receivable/payable for unsettled trades over net asset value at the end of the period.

Section III – 1Q2017 Financial Update: Credit Quality



(\$'s in thousands, where applicable)

- Seven portfolio company investments were on non-accrual as of June 30, 2017 and six portfolio company investments were on non-accrual as of March 31, 2017.
 - During the quarter NexSteppe Inc. and Tax Defense Network LLC were added.
 - Linc Energy Finance USA, Inc. was removed.

	6/30/2017 Cost	3/31/2017 Cost	6/30/2017 FMV	3/31/2017 FMV
Non-Accruals \$	\$ 131,370	\$ 138,423	\$ 61,604	\$ 53,755
Non-Accruals %	5.2%	5.6%	2.5%	2.3%

Source: SEC filings as of 8/10/2017.

PAST PERFORMANCE IS NOT NECESSARILY INDICATIVE OF FUTURE RESULTS. ANY INVESTMENT INVOLVES SIGNIFICANT RISK, INCLUDING LOSS OF THE ENTIRE INVESTMENT.

Section IV - Strategic Initiatives

Section IV - Strategic Initiatives

- ① Seek to narrow the gap between net investment income and distributions.
- ② Position BDCA for a liquidity event.

BSP Origination Platform	<ul style="list-style-type: none"> ▪ Leverage breadth of BSP platform to originate new investments with attractive risk-adjusted returns ▪ SEC exemptive relief allows BDCA to co-invest with other BSP funds
Deployment of Capital	<ul style="list-style-type: none"> ▪ BDCA deployed approximately \$545 million into new investments in 1H2017 ▪ 34.4% of investment portfolio originated by BSP since November 1, 2016 ▪ Continue to deploy capital and increase leverage
Capital Structure	<ul style="list-style-type: none"> ▪ Entered into new debt facility with JP Morgan ▪ Amended and extended the Wells Fargo Facility with new 5 year maturity and enhanced terms ▪ Active discussions with existing and new debt financing counterparties
Dividend Re-Alignment	<ul style="list-style-type: none"> ▪ New dividend rate in line with earnings power

Note: There is no guarantee the investment strategy, or initiatives above will be met.

The following is a summary of risk factors for Business Development Corporation of America.

- You should not expect to be able to sell your shares regardless of how we perform.
- If you are able to sell your shares, you will likely receive less than your purchase price.
- Our adviser and its affiliates, including our officers and some of our directors, will face conflicts of interest caused by compensation arrangements with us and our affiliates, which could result in actions that are not in the best interests of our stockholders.
- We do not intend to list our shares on any securities exchange during or for what may be a significant time after the offering period, and we do not expect a secondary market in the shares to develop.
- We may borrow funds to make investments. As a result, we would be exposed to the risks of borrowing, also known as leverage, which may be considered a speculative investment technique. Leverage increases the volatility of investments by magnifying the potential for gain and loss on amounts invested, thereby increasing the risks associated with investing in our securities. Moreover, any assets we may acquire with leverage will be subject to management fees payable to our Adviser; thus our Adviser may have an incentive to increase portfolio leverage in order to earn higher management fees.
- Because you will be unable to sell your shares, you will be unable to reduce your exposure in any market downturn.
- Our distributions may be funded from any sources of funds available to us, including offering proceeds and borrowings as well as expense support payments from our Adviser that are subject to reimbursement to it, which may constitute a return of capital and reduce the amount of capital available to us for investment. We have not established limits on the amount of funds we may use from available sources to make distributions. The Adviser has no obligation to make expense support payments in the future. Any capital returned to stockholders through distributions will be distributed after payment of fees and expenses. Our Adviser may also waive reimbursements by us for certain expenses paid by it to fund our distributions. The waived reimbursements may be subject to repayment in the future, reducing future distributions to which our stockholders may be entitled.
- **For more detailed information on risks relating to BDCA, see the latest Form 10-K and quarterly reports filed on Form 10-Q.**



- For account information, including balances and the status of submitted paperwork, please call Investor Relations at (844) 785-4393
-

- Financial Advisors may view client accounts, statements and tax forms at www.dstvision.com
-

- Shareholders may access their accounts at www.bdcofamerica.com



www.bdcofamerica.com